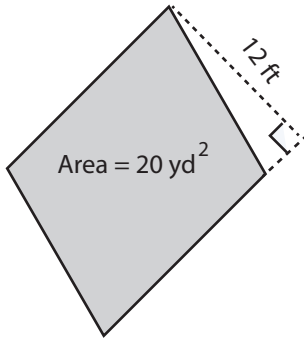


### Parallelogram - Finding Base/Height

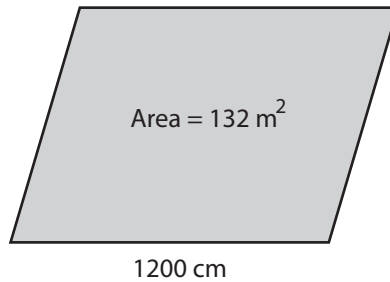
Find the base or height of each parallelogram.

1)



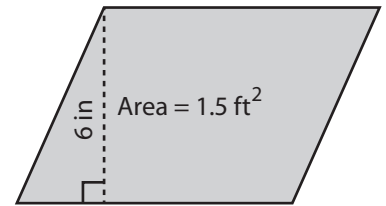
Base = \_\_\_\_\_ yd

2)



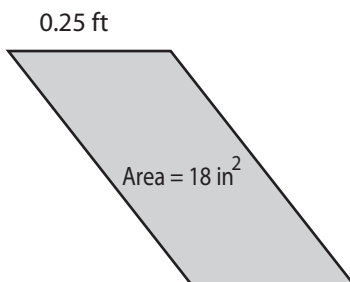
Height = \_\_\_\_\_ m

3)



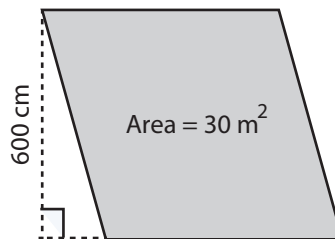
Base = \_\_\_\_\_ ft

4)



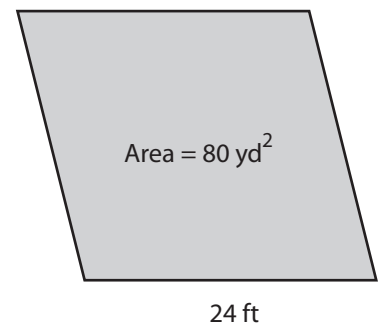
Height = \_\_\_\_\_ in

5)



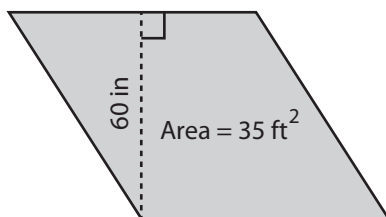
Base = \_\_\_\_\_ m

6)



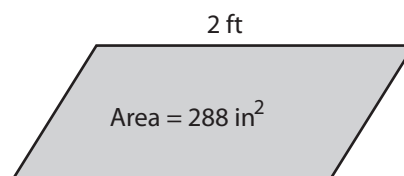
Height = \_\_\_\_\_ yd

7)



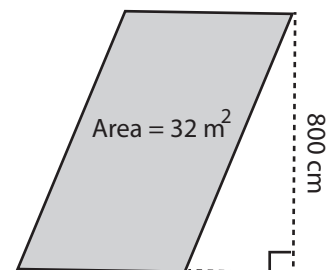
Base = \_\_\_\_\_ ft

8)



Height = \_\_\_\_\_ in

9)



Base = \_\_\_\_\_ m