

Why Is a Party Like Pouring Oil Into a Car?

Do each exercise and find your answer at the bottom of the page. Write the letter of the exercise in the box above or below the answer.

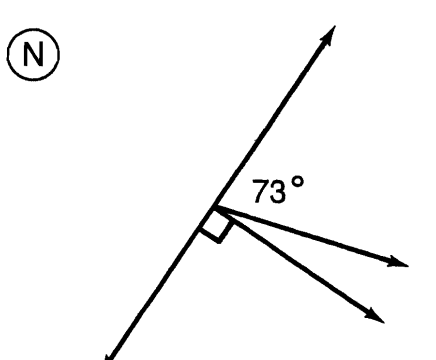
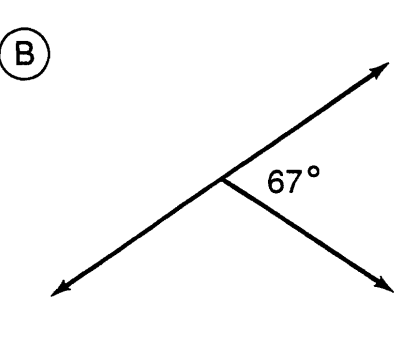
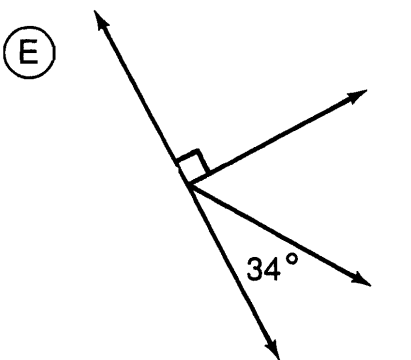
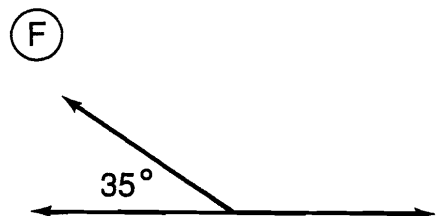
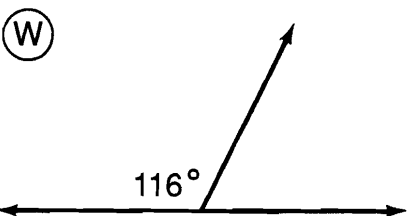
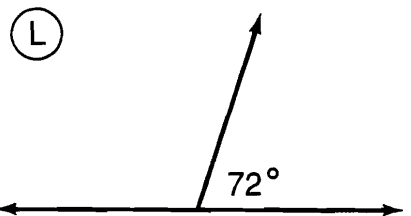
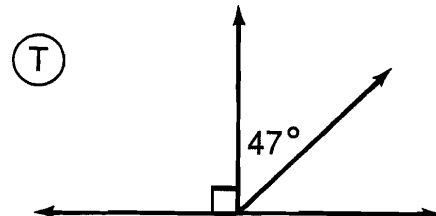
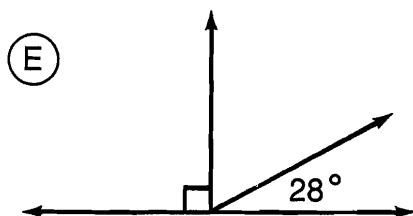
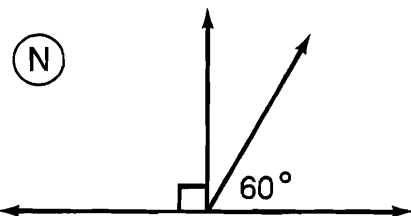
I. Find the measure of the angle that is complementary to the angle having the measure given.

- (E) 20° (H) 67° (S) 14° (E) 81° (T) 45°

II. Find the measure of the angle that is supplementary to the angle having the measure given.

- (R) 120° (E) 56° (I) 29° (U) 162° (H) 83°

III. Find the angle measure that is not given.



151°	76°	64°	56°	62°	45°	124°	145°	17°	70°	133°	9°
43°	125°	97°	60°	36°	23°	37°	18°	30°	108°	113°	